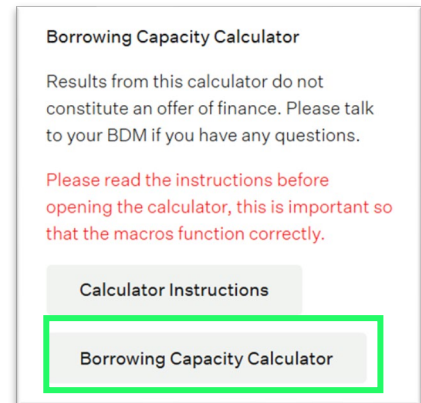
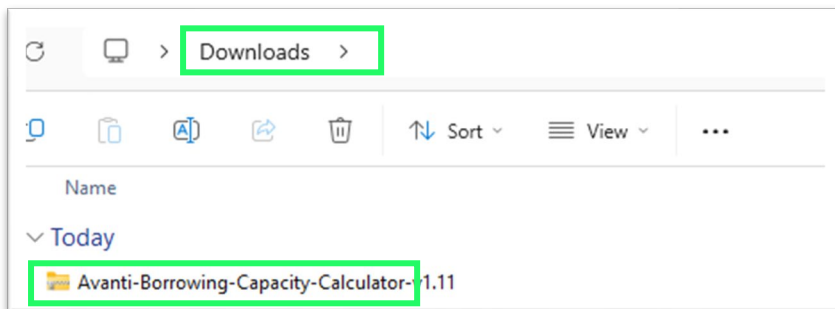


Borrowing Capacity Calculator Instructions

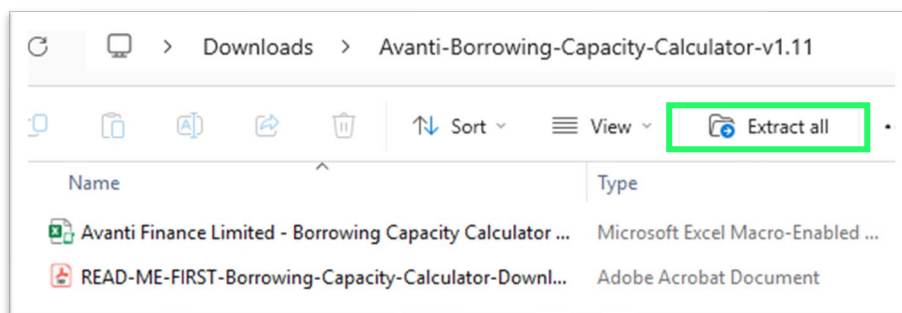
1. The Borrowing Capacity Calculator can be downloaded from the Avanti website: avantifinance.co.nz/introducers/useful-information



2. When you click on the Borrowing Capacity Calculator on our website, it will automatically download a zip file into your computer's Downloads folder.

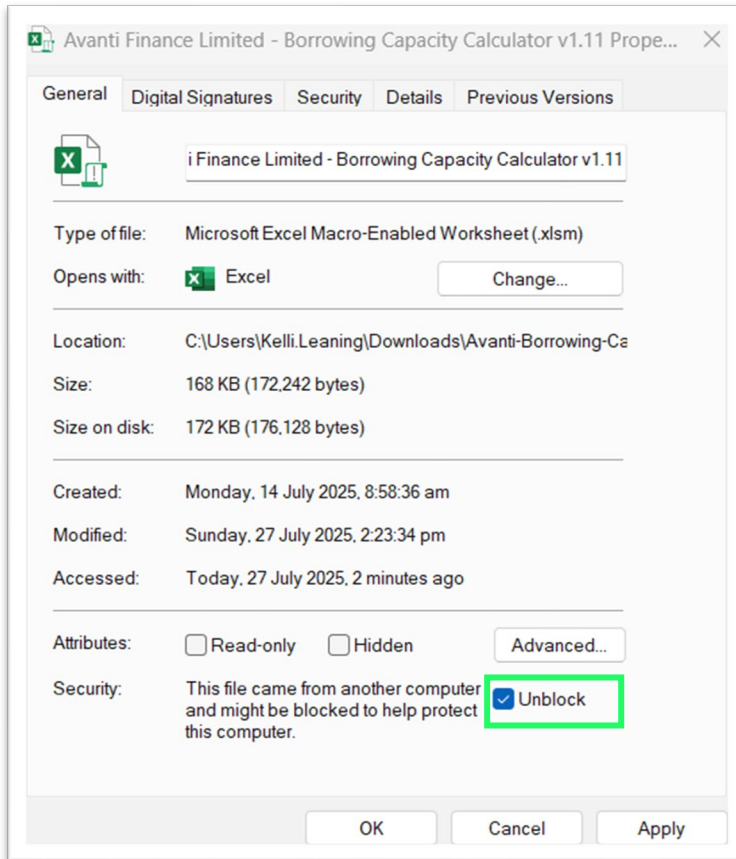


3. To open the file, go to your Downloads folder and select Extract all.



4. You can choose the location you would like to save the file by selecting "Browse" or leave it as it is to keep it in your Downloads folder. Click on Extract.
5. A new unzipped folder will appear in the location you selected with the name "Avanti Borrowing Capacity Calculator".

6. Right-click on the Borrowing Capacity Calculator file and choose “Properties”:
7. Then you will need to check the “Unblock” box under “Security” in the Properties General panel, then click “OK”:



8. Open the Excel file and click "Enable Content" to be able to input data into the spreadsheet.

